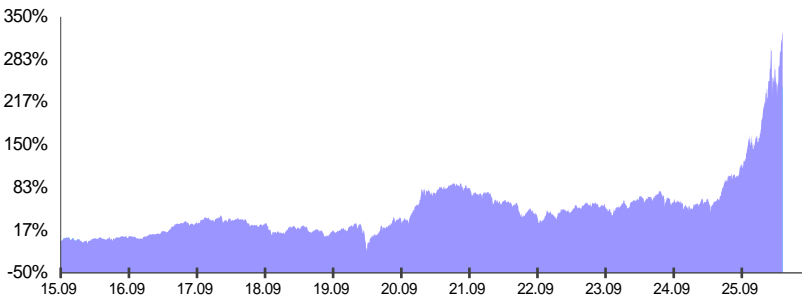


# PLUS

[227830]

가 (KOSPI)  
KOSPI ETF

## ETF

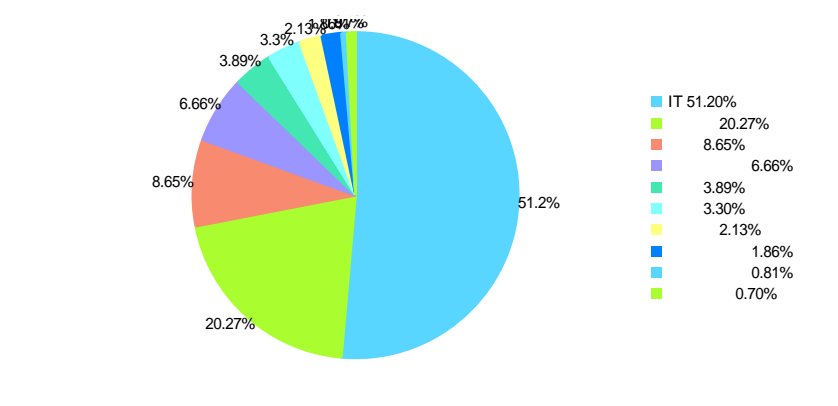


|     | 1M    | 3M    | 6M    | 1Y     | 3Y     | YTD   |
|-----|-------|-------|-------|--------|--------|-------|
| ETF | 30.53 | 26.99 | 62.22 | 161.17 | 177.58 | 57.31 |
|     | 30.61 | 26.31 | 60.65 | 158.11 | 163.79 | 56.59 |
|     | -0.08 | 0.68  | 1.57  | 3.06   | 13.78  | 0.72  |

## TOP 10

|    | (%)   |
|----|-------|
| IT | 24.62 |
| SK | 17.52 |
| SK | 2.12  |
|    | 2.07  |
| LG | 2.06  |
|    | 1.56  |
|    | 1.41  |
| HD | 1.36  |
|    | 1.29  |
| IT | 1.19  |

## APLP



|                    |
|--------------------|
| 1980. 1. 4 (100pt) |
| 가                  |
| 가                  |
| 가                  |
| 가                  |
| 가                  |
| 가                  |
| 가                  |
| 가                  |
| 가                  |

|         |                                   |
|---------|-----------------------------------|
| PLUS    | ( )                               |
|         | 2015.09.22                        |
|         | 170.66                            |
| 가 (NAV) | 68,263.12                         |
| ( )     | 0.2% ( :0.15%, 가: 0.02%, : 0.02%) |

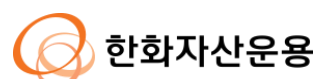
|      |                     |
|------|---------------------|
| APLP | (www.plusetf.co.kr) |
|      | 1, 4, 7, 10         |
|      | 가                   |

|        |          |
|--------|----------|
|        | A227830  |
| Ticker | 227830KS |
|        | 1        |
| (CU)   | T+2      |

|            |     |
|------------|-----|
|            | ( ) |
| 2026-04-30 | 360 |
| 2026-01-30 | 120 |
| 2025-10-31 | 65  |
| 2025-07-31 | 70  |
| 2025-04-30 | 310 |
| 2025-01-31 | 100 |
| 2024-10-31 | 100 |

가

가



# PLUS

[227830]

KOSPI 가 (KOSPI)  
ETF

2024-07-31 100